




Parts of the chainsaw







Carburettor idle adjustment







Back handle



Master control lever







Throttle trigger






Throttle trigger lockout





Chain sprocket cover





STIHL


Bar nuts





Chain tensioning screw





STIHL

Cutting alignment guide



Bar

